

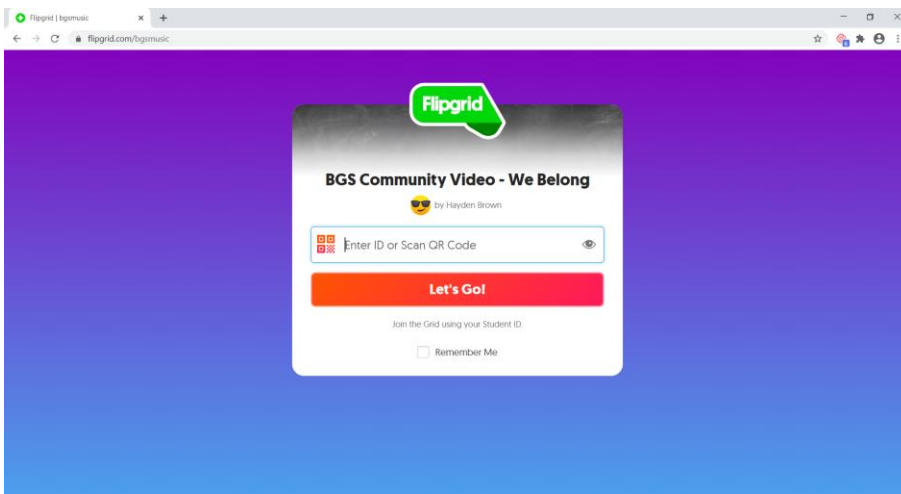
## BGS Whole School Community Video – ‘We Belong’, Sheppard

### What you’ll need:

- A device with a web camera (iPhone, iPad, laptop) to record your video
- Another device to follow the backing track
- Earphones (ideally)
- A quiet space with good lighting and no background noise (not your bedroom)

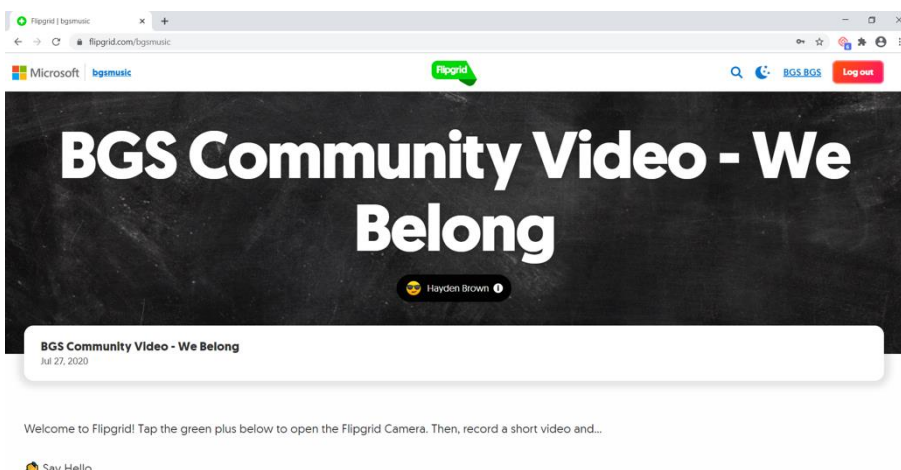
### Step 1:

Familiarise yourself with the song by listening to the track a few times – Sheppard’s track is [HERE](#).




### Step 2:

Go to [www.flipgrid.com/bgsmusic](http://www.flipgrid.com/bgsmusic) and enter the code 'BGS' (ensure you use capital letters)



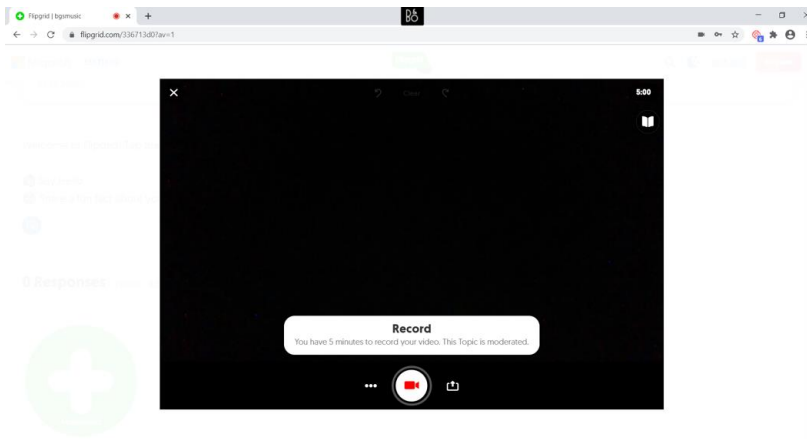
### Step 3:

Scroll down to the green add symbol to begin your video



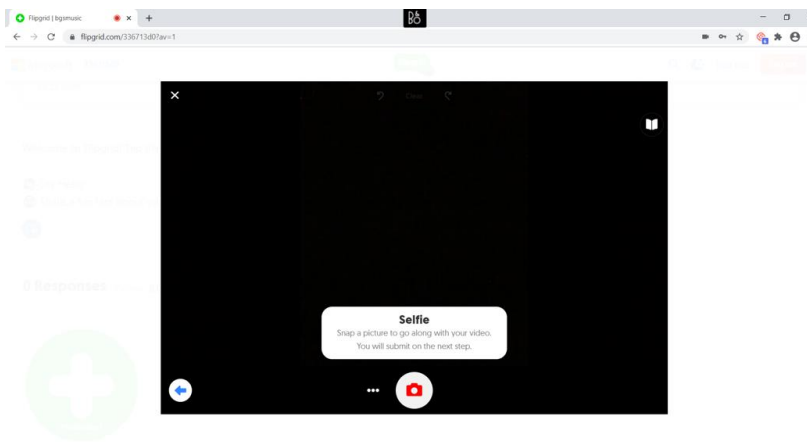
**Step 4:**

Start your FlipGrid recording (***then*** start the backing – listening through your headphones)



**Step 5:**

Once you have finished your video, you can take a selfie (this will not be used in the final video)



**Step 6:**

Once you have finished your video, hit submit!

